



Logo Placements 2427 Wool LS T-Shirt

Recommended logo placements





Heat seal

- 1 Left breast
- 2 Left sleeve, top of logo 5 cm below sleeve seam
- 3 Right breast
- 4 Right sleeve, top of logo 5 cm below sleeve seam
- 6 Back, top of logo 12 cm below neck seam
- 7 Center of breast, top of logo 1 cm below neck seam
- 50 Center of breast, in same height as placements 1 and 3
- 63 Back, bottom of logo 2 cm above bottom seam



Placements 1 and 3
Middle of logo

Size	X(cm)
XS	20
S	21
M	22
L-XL	23
2XL-3XL	24

- 



- Add
B after the placement and it will be below the (1B)
Y and it will be turned from bottom to top
Z after the placement and it will be turned from top to bottom

Max size	Heat seal	Embroidery
1	120x120	120X100
2	120x120	100X70
3	120x120	120X100
4	120x120	100X70
6	280x260	270X170
7	120x120	120X100
50	280x260	270X170
63	320x260	270X170

